Parker Callister

From Anthropocene

for amplified percussion trio and electronics

2022

Performance Notes

Instrumentation

Player 1:
Water tub/pot with 5' plastic tube*
Two drinking glasses, one filled with water
A few pieces of paper (standard printer paper is fine)
Kick drum**
Snare Drum**
Floor Tom (dampened to create a dry sound)**
Brake Drum (should not resonate a distinct pitch for extended duration)**
**These should be assembled in a traditional drum set formation

Percussion Legend for Drum Set



Implements needed: brushes, drum sticks and hard mallets

Player 2:
Water tub/pot with 5' plastic tube*
Cup filled with water w/straw
Megaphone fixed to a microphone stand or fixed in place like a microphone so the performer can project through it without holding it. A Pyle megaphone is recommended by the composer where the microphone is built into the actual horn. Megaphone should be kept at half volume throughout to blend with the ensemble.
A few pieces of paper
Washboard
Low Wood Block
Two Bongos
Fireplace Bellows, preferably foot-powered
Cabasa
Implements needed: pencils and hard mallets

Player 3:
Wireless Bluetooth keyboard connected to laptop (used to trigger samples on Max/MSP)
Pot of dirt (w/contact mic inside)
Piece of cardboard
Ratchet (fixed to a surface preferably)
Implements neded: hard mallets

*The tubing used for this piece is plastic with a 3/16" diameter and is commonly used in aquarium air pumps. This is used so that the performer can blow air into the water tub/pot. It is

recommended that this is tethered to the side of the pot so the performer has some control over where it is placed within the pot but the tubing also doesn't fall out of place.

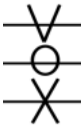

A three-line voice staff with an accompanying "vox" clef are used to indicate embouchure of the mouth for the various vowels and consonants that the vocalist performs. The top line indicates e, the middle indicates a, and the bottom line indicates o. When no consonant is given below, these embouchures should be used as indicated for breath sounds. Never should these be pitched.

All other techniques are described in the score. For textual instructions given above a notehead, perform action over the course of the duration of the notehead to which the text is assigned.

Amplification: Four microphones are needed for this piece. Each performer should place one in front of specific instruments in order to capture more subtle sounds. The drum set, ratchet, cabasa, megaphone, brake drum, wood blocks and bongos should NOT have microphones placed near them. Recommendations for the mic placements are given below:

Player 1: Over/near water tub and drinking glasses. Rip paper near microphone as well.
Player 2: Over/near water tub and water cup w/straw. Rip paper near microphone as well.
Player 3: Rip piece of cardboard near the microphone to capture the sounds of the friction of player's thumbs rubbing against the cardboard surface.

The fourth microphone is a contact microphone that should be placed in a small pot of dirt. The pot should be sized so that the performer can crunch the top of the dirt with their fist clenched. The gain on this microphone should be brought up so that the sounds of the dirt are somewhat subtle but audible.

Electronics: The third player plays a Bluetooth-connected keyboard or device that triggers sound samples. This action should always be performed gently and should never be audible to the audience. The number of each sample is given below each note. Volume of the samples should be equivalent to that of the other performers. An "s" is indicated at the end of the piece to tell the player to hit the s-button on the keyboard which will stop all sound.

All electronics and amplification will be routed between channels 1-6 on a mixer that will then be routed to stereo speakers on either side of the stage. Care should be taken to place speakers in front of performers and microphones to avoid feedback.

From Anthropocene

for amplified percussion trio and electronics

for line upon line percussion

Parker Callister

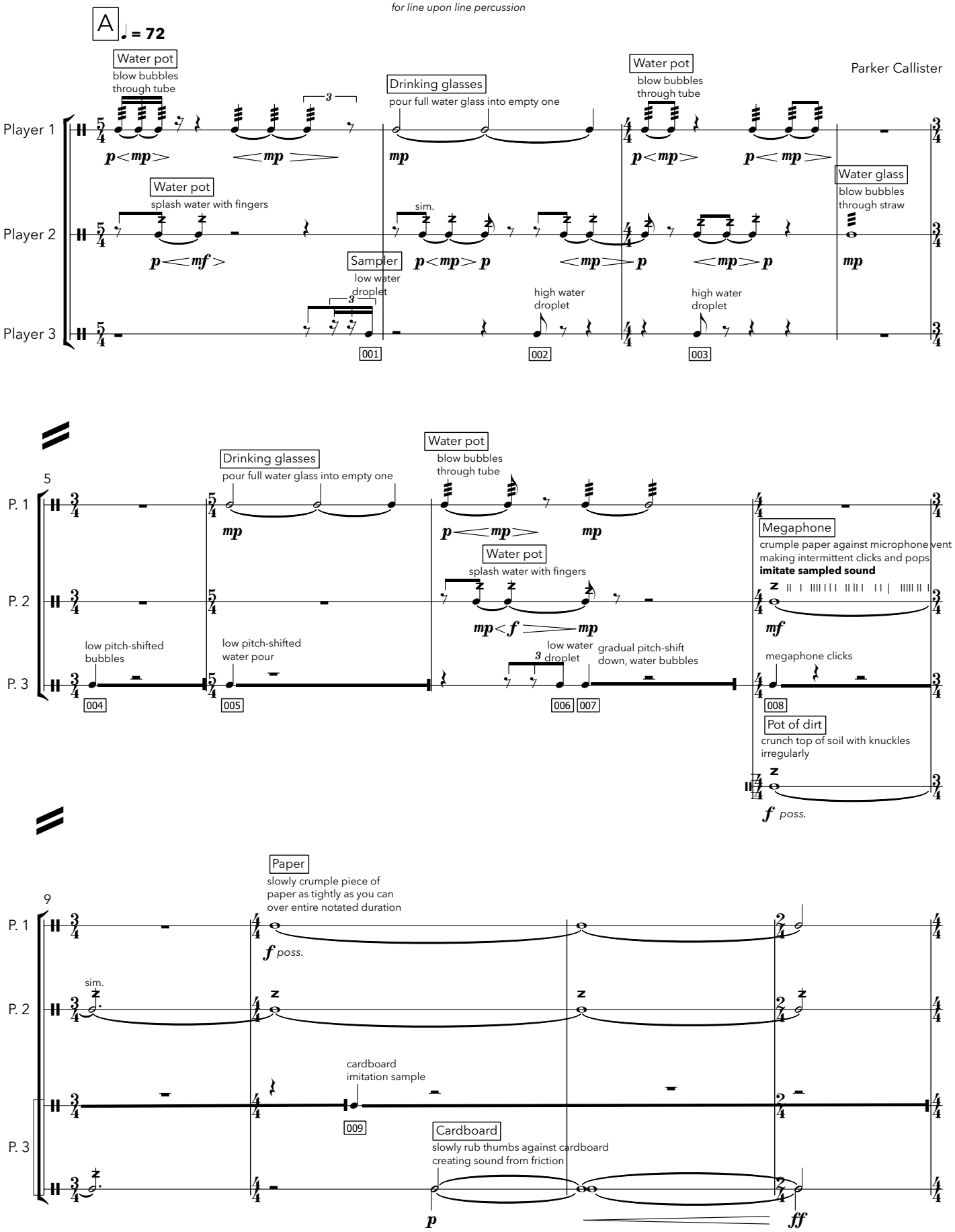

Copyright © 2022, Parker Callister, All Rights Reserved

13

P. 1

Drum Set

w/drum stick

mp pp

P. 2

Wood Block

hard mallets

blend with bamboo sample

turn off megaphone

pp

Bongos

hard mallets

pp

P. 3

Sampler

bamboo chimes

Hard Mallets

click head of mallets together

010

mp

16

P. 1

insert water tube into mouth

Water pot

p < mp p < mp

Drinking glasses

pour full water glass into empty one

mp

Water pot

splash water with fingers

mp

P. 2

Water pot

splash water with fingers

mp

Bellows

mp

Water glass

blow bubbles through straw

P. 3

Breath

mp p < mp > p < mp p < mp > p < mp

20

P. 1

blow bubbles through tube

p < mp

blow bubbles through tube

mf

splash water with fingers

mf

P. 2

Water pot

splash water with fingers

mf

low water droplet

Water glass

blow bubbles through straw

mf

high water droplet

P. 3

Sampler

high water droplet

011

pp < mp > pp < mp pp < mp > pp

012

013

low water droplet

low pitch-shifted water bubbles

014 015

24

P. 1

Paper

slowly crumple piece of paper as tightly as you can

f poss.

unravel paper and smooth over

P. 2

Megaphone

crumple paper against microphone vent making intermittent clicks and pops imitate sampled sound

sim.

mf

cardboard imitation sample

P. 3

megaphone clicks

low water droplet

016

017

Pot of dirt

crunch top of soil with knuckles irregularly

slowly rub thumbs against cardboard creating sound from friction

B

28

Drum Set

slowly rip piece of paper lengthwise completely

pp

Wood Block

turn off megaphone

pp

Bongos

pp

bamboo chimes

018

Hard Mallets

click head of mallets together

ff

mp

31

(brake drum)

f

Bellows

ff poss.

through megaphone

Breath

ff poss.


Mechanical
34
♩ = 90
w'brush
P. 1
mf
p
Washboard
w/ pencil
approximate rhythm
p
ppp
p
w/stick
w'brush
mf
mf
p
ppp
P. 2
sharp inhale
through teeth
ord.
sharp inhale
through teeth
ord.
mf
Ratchet
Ratchet
P. 3
mf sempre
38
♩ = 72
4x
Water pot
blow bubbles through tube
P. 1
w/brush
p
p
mp
mp
approximate rhythm
p
ppp
P. 2
not through megaphone
mp
P. 3
Breath
mp
41
3x
P. 1
mf
Drinking glasses
pour full water glass
into empty one
mp
p
ppp
p
Water glass
blow bubbles
through straw
P. 2
mf
Breath
not through megaphone
mp
P. 3
mp

45

P. 1

P. 2

P. 3

3x

3x

mp

Drum Set

mp

Bellows

Water glass

blow bubbles through straw

mf

mf

Washboard

w/pencil on washboard

mf

mf

cut off third time

52

2x

Water pot

splash water with fingers

mp

2x

Megaphone

irregularly click fingernail along microphone vent

mf

mf

Sampler

megaphone samples

1x: 019
2x: 020

Paper

crumple paper

smooth paper back out

f poss.

Sampler

megaphone samples

Paper

1x: 021
2x: 022

1x: crumple paper
2x: smooth paper back out

Sampler

megaphone samples

Paper

023

024

crumple paper into as tight of a ball as possible

C

55

Drinking glasses

pour full water glass into empty one

mp

Sampler

glitchy megaphone

025

cardboard sounds

026

Pot of dirt

crunch top of soil with knuckles irregularly

f poss.

Cardboard

slowly rub thumbs against cardboard creating sound from friction

p

ff


58
Drum Set
P. 1
mp
pp
f
Wood Block
w/hard mallets
Bellows
Bongos
pp
f
through megaphone
glitchy bamboo chimes
P. 2
027
Hard Mallets
Breath
P. 3
mp
f
61
pp
ff
Wood Block
Bellows
pp
Bongos
ff
Breath
through megaphone
Sampler
glitchy bamboo chimes
028
Hard Mallets
Breath
P. 3
ff
Mechanical
♩ = 90
64
w/brush
sim.
w/drum stick
w/brush
w/ stick
P. 1
mf
w/ brush
mp
w/ stick
Washboard
Bellows
Washboard
sharp inhale through teeth
P. 2
p
ppp
p
mf
ppp
p
ppp
mf
film projector
high film projector
Ratchet
029
030
P. 3
mf

68

P. 1

w/ stick

w/brush

w/ stick

w/brush

f

mp

w/stick

w/brush

w/brush

w/stick

w/stick

P. 2

Bellows

mf

Washboard

p *ppp* *p*

Bellows

Washboard

p *ppp* *p*

f

P. 3

film projector

031

film projector

032

Breath

f

Mechanical

♩ = 72

slowly fade into nothing but still
mime along with drum machine activity

72

P. 1

w/stick

no sound,
just miming

mp

Wood Block

slowly fade into nothing but still
mime along with drum machine activity
w/hard mallets

no sound,
just miming

mp

P. 2

ppp *p* *ppp*

Bongos

w/hard mallets

drum machine loop
pitch shifting film projector sounds

drum machine loop
pitch shifting film projector sounds

P. 3

033

034

75

continue miming but accelerate with drum machine

(no sound)

Drum Set

(sound)

D

stick

P. 1

ff

f

Bellows

continue miming but accelerate with drum machine

Breath

through megaphone

f sempre

sim.

P. 2

(no sound)

drum machine loop
pitch shifting film projector sounds

white noise

glitchy megaphone

P. 3

035

036

037

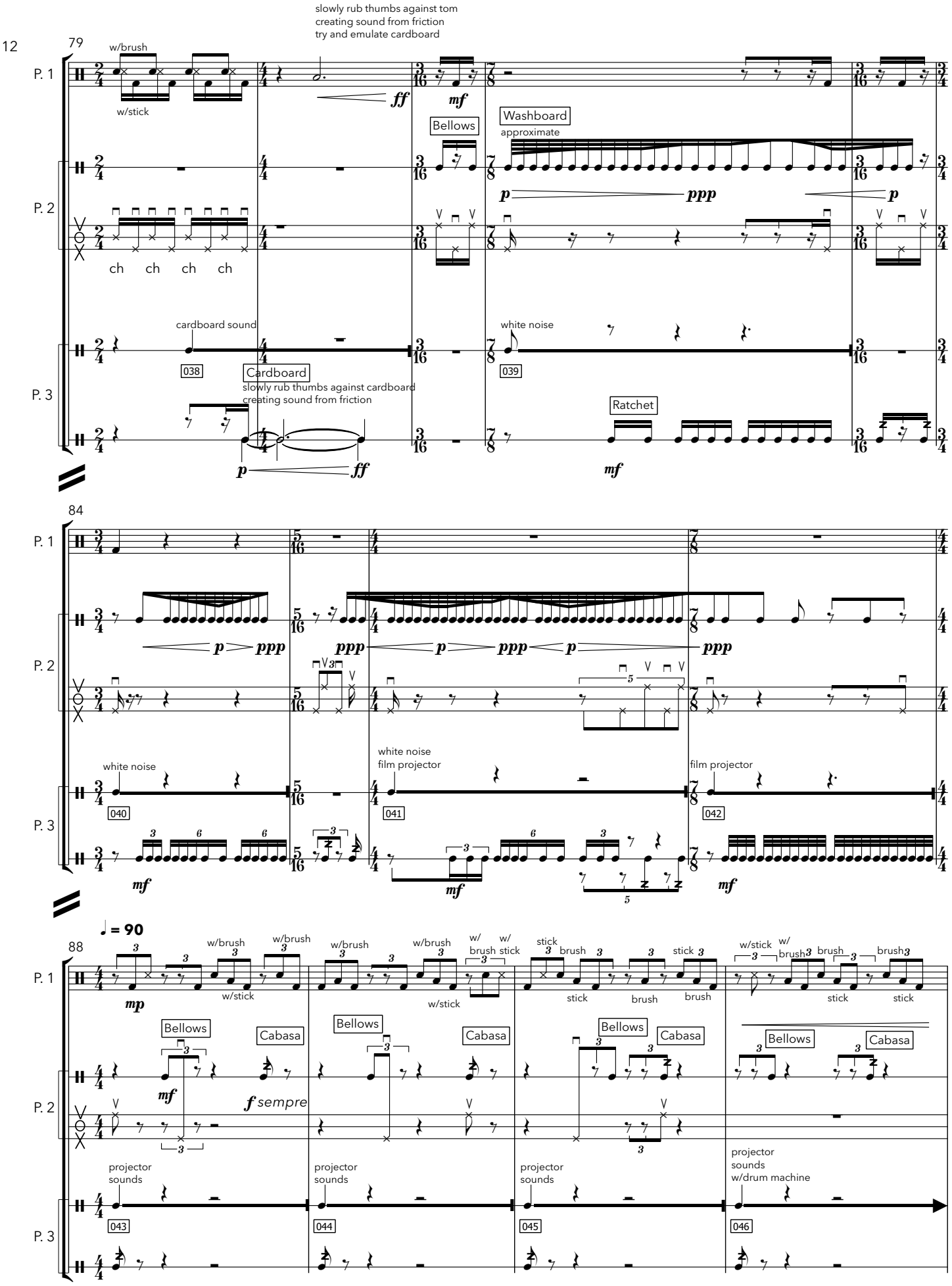
79
P. 1
w/brush
w/stick
ff
mf
slowly rub thumbs against tom
creating sound from friction
try and emulate cardboard
Bellows
Washboard
approximate
p
ppp
p
P. 2
ch ch ch ch
cardboard sound
038
Cardboard
slowly rub thumbs against cardboard
creating sound from friction
p
ff
white noise
039
Ratchet
mf
P. 3
84
P. 1
p
ppp
ppp
p
ppp
p
ppp
P. 2
5
white noise
040
mf
white noise
film projector
041
mf
film projector
042
mf
P. 3
♩ = 90
88
P. 1
mp
w/brush
w/stick
w/brush
w/brush
w/stick
w/brush
w/ stick
stick
brush
stick
brush
brush
w/stick
w/ brush
brush
brush
stick
stick
Bellows
Cabasa
mf
f sempre
Bellows
Cabasa
Bellows
Cabasa
Bellows
Cabasa
P. 2
projector
sounds
043
projector
sounds
044
projector
sounds
045
projector
sounds
w/drum machine
046
P. 3

92

P. 1

w/brush brush brush

stick stick

f

♩ = 60

♩ = 72

stick

ff

P. 2

Bellows

Cabasa

Bellows

ff

through megaphone

P. 3

sh

fff

white noise

047

E

Senza misura

Each gesture is an ephemeral blip

10''

95

P. 1

f

blow through tube

pp

Drum Set

ppp

Perc.

turn off megaphone

Water pot

blow through tube

pp

Megaphone

turn on megaphone

ppp

Crumpled Paper

crumple already-crumpled paper into microphone briefly

p

P. 3

ocean floor sample dal niente

white noise dal niente

048

Pot of dirt

(sound continues...)

f poss.

Hard Mallets

click head of mallets together

pp

(noise+ocean crescendo continues)

10''

P. 1

pp

Water pot

blow through tube

pp

sim.

p

P. 2

Wood Block

w/hard mallets

pp

Water pot

blow through tube

pp

sim.

p

irregularly click fingernail along microphone vent

Paper

mp

flip clean piece of paper over slowly

f poss.

P. 3

Sampler

bamboo chimes

049

Pot of dirt

f poss.

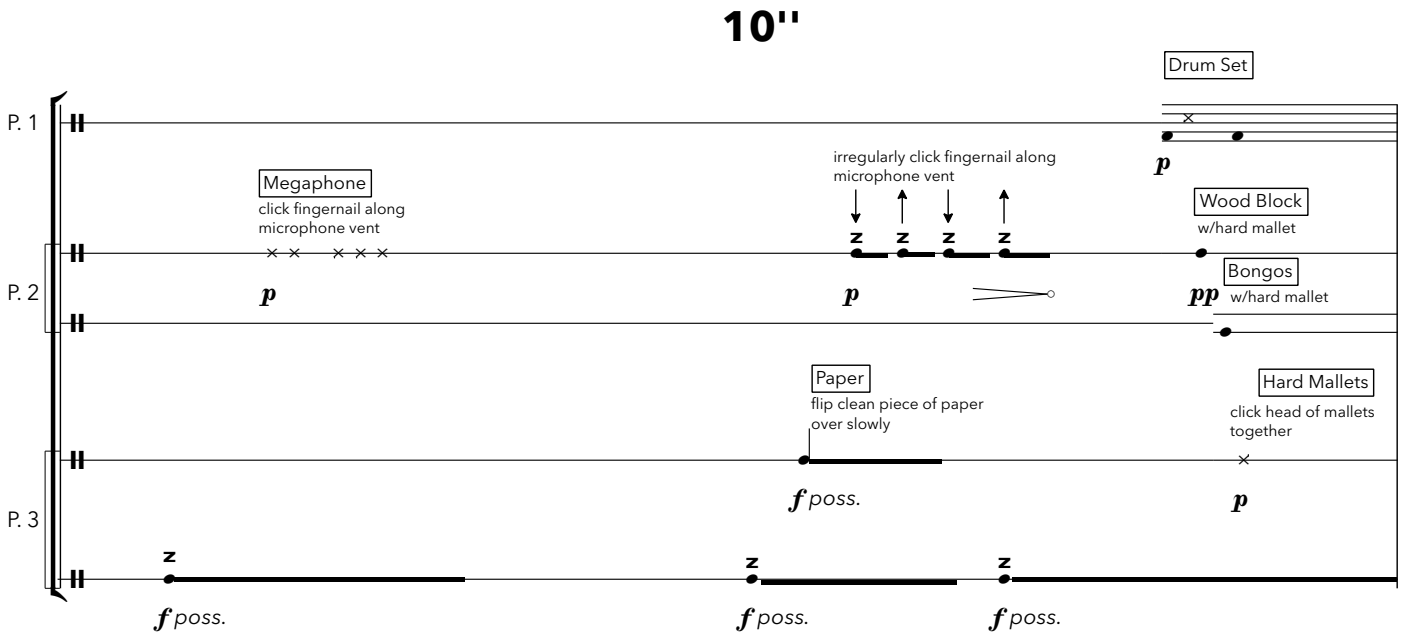
10''
P. 1
P. 2
P. 3
Drum Set
p
Megaphone
click fingernail along microphone vent
irregularly click fingernail along microphone vent
Wood Block
w/hard mallet
Bongos
w/hard mallet
pp
Paper
flip clean piece of paper over slowly
Hard Mallets
click head of mallets together
f poss.

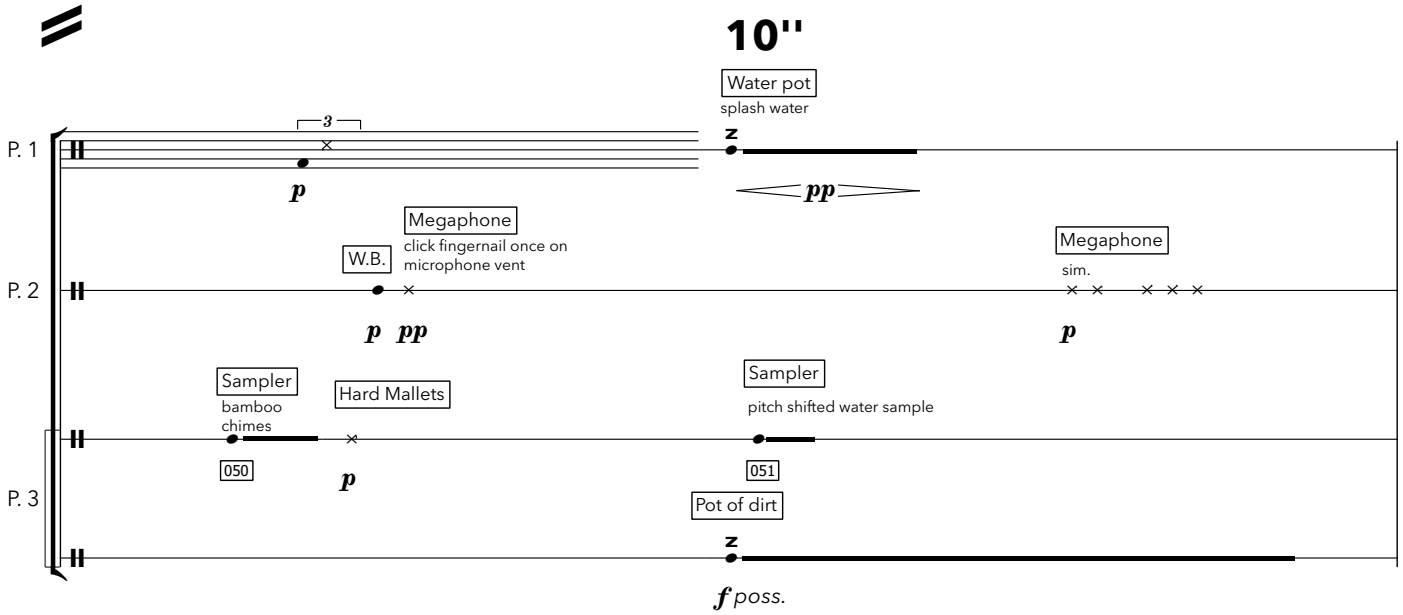
10''
P. 1
P. 2
P. 3
3
Water pot
splash water
pp
Megaphone
click fingernail once on microphone vent
W.B.
Megaphone
sim.
Sampler
bamboo chimes
050
Hard Mallets
Sampler
pitch shifted water sample
051
Pot of dirt
f poss.

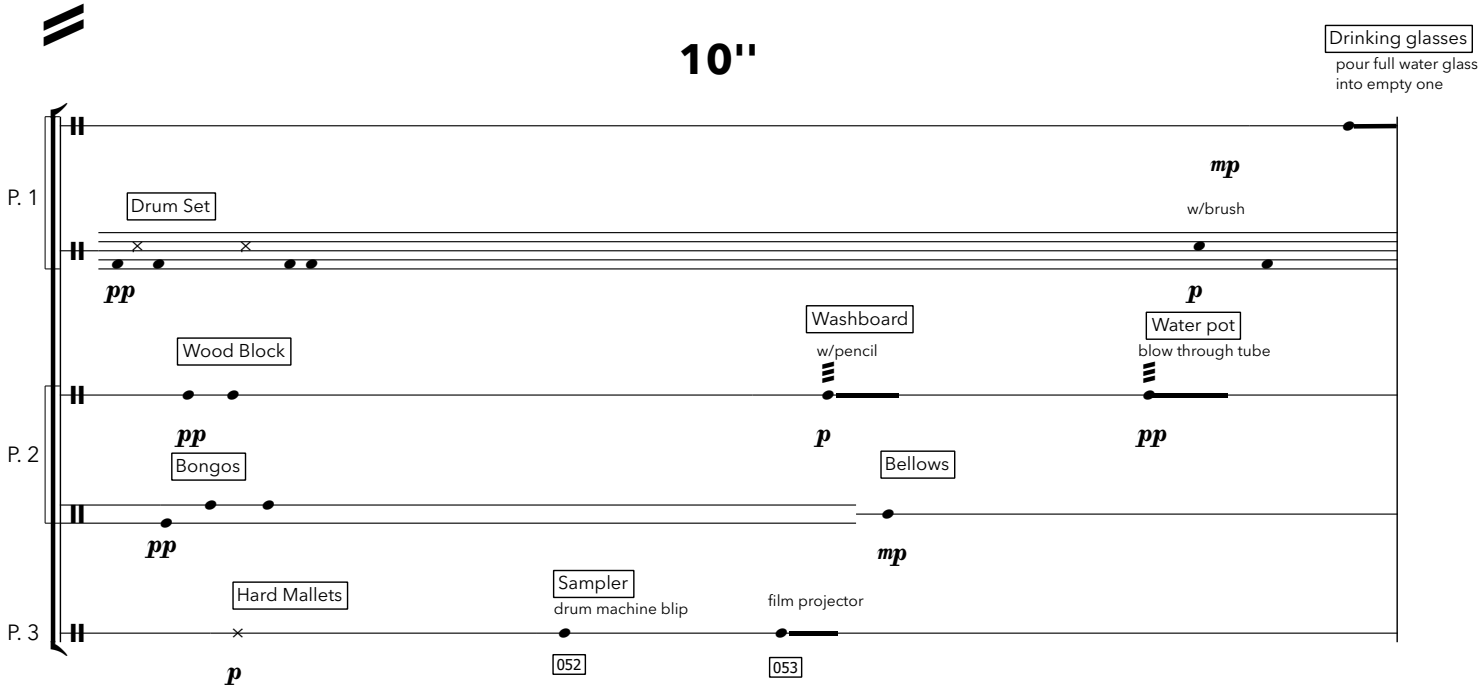
10''
Drinking glasses
pour full water glass into empty one
mp
P. 1
Drum Set
w/brush
pp
p
Wood Block
Washboard
w/pencil
Water pot
blow through tube
P. 2
Bongos
Bellows
Hard Mallets
Sampler
drum machine blip
052
film projector
053
P. 3

10''

P. 1

w/stick

3

p

P. 2

Megaphone

irregularly click fingernail along microphone vent

p

Wood Block

w/hard mallets

pp

Washboard

P. 3

Pot of dirt

Sampler

bamboo chimes

054

p

Hard Mallets

Sampler

drum machine blip

055

Ratchet

mf

10''

Drum Set

scrape hard mallet around side of brake drum making a full circle about every 3-4 seconds

p

P. 1

p

P. 2

Breath

through megaphone

p

mp

Water pot

mp

Megaphone

irregularly click fingernail along microphone vent

ppp

mp

Breath

through megaphone

p

Washboard

p

P. 3

Sampler

bamboo chimes

056

Hard Mallets

p

Pot of dirt

f poss.

Hard Mallets

p

Sampler

drum machine blip

Ratchet

057

mf

10''

P. 1

w/brush

p

(stick)

pp

P. 2

Megaphone

irregularly click fingernail along microphone vent

Water pot

p

pp

Bellows

mp

Breath

through megaphone

mp

Water pot

mp

irregularly click fingernail along microphone vent

Paper

flip clean piece of paper over slowly

f poss.

P. 3

Sampler

bamboo chimes

058

Hard Mallets

p

Sampler

drum machine blip w/white noise

059

Pot of dirt

f poss.

F

96 ♩ = 60

accel.

P. 1

w/brush

pp mf p mf p mf

P. 2

Bellows

mp

Water pot

p mp

Megaphone

Bellows

mf

Water pot

Through tube

mp

Megaphone

Bellows

mf

Breath

through megaphone sempre

mp

sh

mf

mp

sh

P. 3

Sampler

bamboo chimes

060

drum machine

061

Breath

p<mf

Sampler

bamboo chimes

062

film projector

drum machine

blip

063

Breath

mp

Sampler

megaphone samples

bamboo chimes

064

065

p<mf

Ratchet

mf sempre

100

♩ = 90

P. 1

p mf ppp p mf p pp mp

w/brush

ppp p

P. 2

Water pot

mp

Wood Block

w/hard mallets

ppp

Bellows

mp

Water pot

mp

Wood Block

pp

Bellows

mp

Water pot

Bongos

ppp

Breath

mf

Bongos

pp

sh

mf

P. 3

drum machine

066

megaphone samples

067

bamboo chimes

068

film projector

069

drum machine

070

white noise

071

megaphone samples

072

distorted drum machine

073

white noise

074

megaphone samples

075

104

P. 1

w/stick

w/brush

w/ stick

w/ brush

w/stick

w/brush

w/stick

tom w/stick, snare w/brush sempre

P. 2

Wood Block

Bellows

Water pot

Wood Block

Water pot

Bellows

Water pot

P. 3

bamboo chimes

film projector

fast drum machine

white noise

bamboo chimes

fast drum machine

megaphone samples

bamboo chimes

fast drum machine

white noise

076 077 078 079 080 081 082 083 084 085

G

108

P. 1

brake drum w/stick

P. 2

Wood Block

Bellows

Water pot

Water pot

Bellows

P. 3

megaphone samples

bamboo chimes

distorted drum machine

white noise

megaphone samples

bamboo chimes

distorted drum machine

white noise

megaphone samples

bamboo chimes

distorted drum machine

086 087 088 089 090 091 092 093 094 095 096

112

P. 1

brake drum w/stick snare drum w/brush sempre

P. 2

Water pot

Paper

rip paper lengthwise completely

rip paper lengthwise completely

Wood Block

Bongos

Water pot

P. 3

Breath

Sampler

megaphone samples

bamboo chimes

white noise

distorted drum machine

megaphone samples

megaphone samples

bamboo chimes

distorted drum machine

097 098 099 100 101 102 103 104

Ratchet

mf sempre

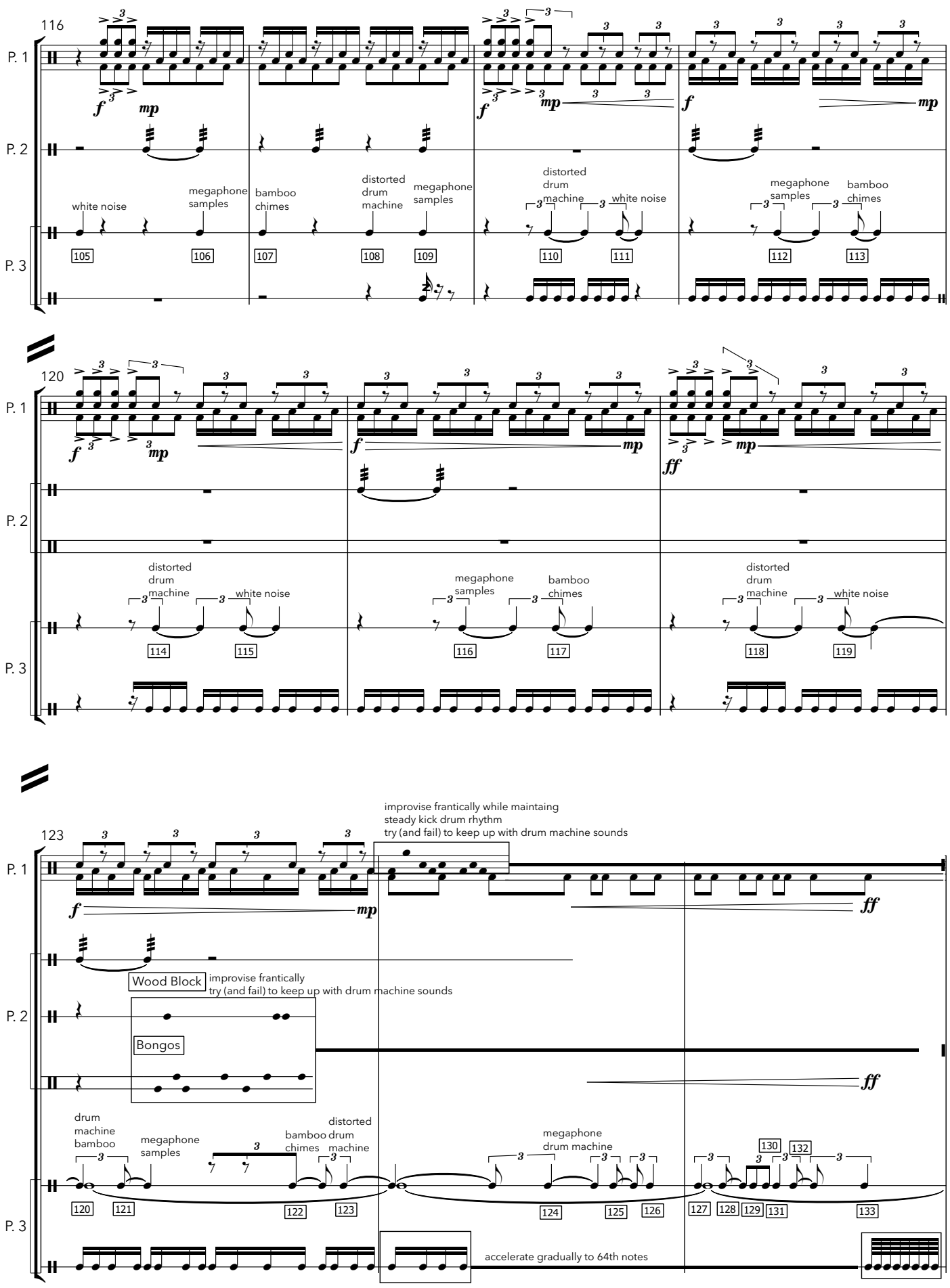
116
P. 1
P. 2
P. 3
f
mp
white noise
megaphone samples
bamboo chimes
distorted drum machine
megaphone samples
distorted drum machine
white noise
megaphone samples
bamboo chimes
105
106
107
108
109
110
111
112
113
120
f
mp
f
mp
ff
mp
distorted drum machine
white noise
megaphone samples
bamboo chimes
distorted drum machine
white noise
114
115
116
117
118
119
123
improvise frantically while maintaing steady kick drum rhythm try (and fail) to keep up with drum machine sounds
f
mp
ff
Wood Block
improvise frantically try (and fail) to keep up with drum machine sounds
Bongos
ff
drum machine bamboo
megaphone samples
bamboo chimes
distorted drum machine
megaphone drum machine
130
132
120
121
122
123
124
125
126
127
128
129
131
133
accelerate gradually to 64th notes

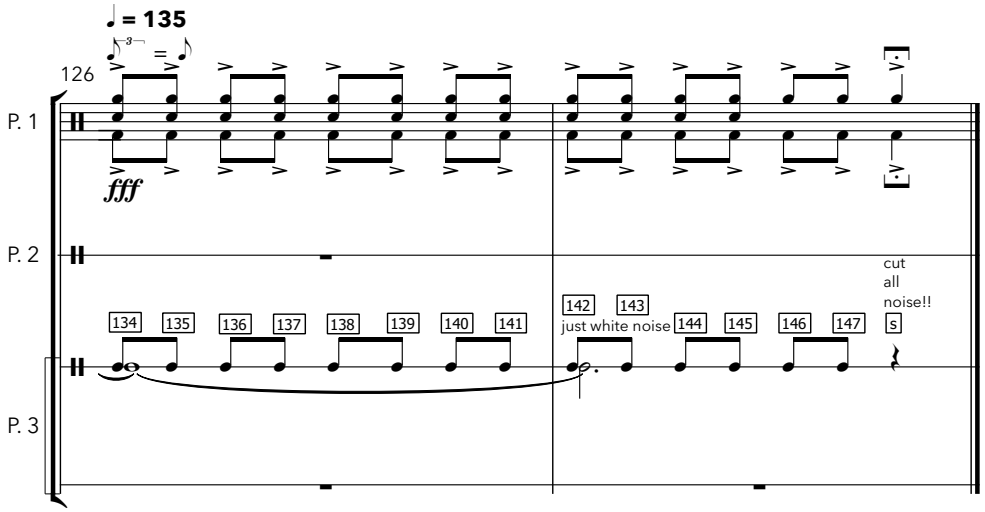
♩ = 135
126
P. 1
fff
P. 2
P. 3
134
135
136
137
138
139
140
141
142
143
just white noise
144
145
146
147
cut
all
noise!!
s